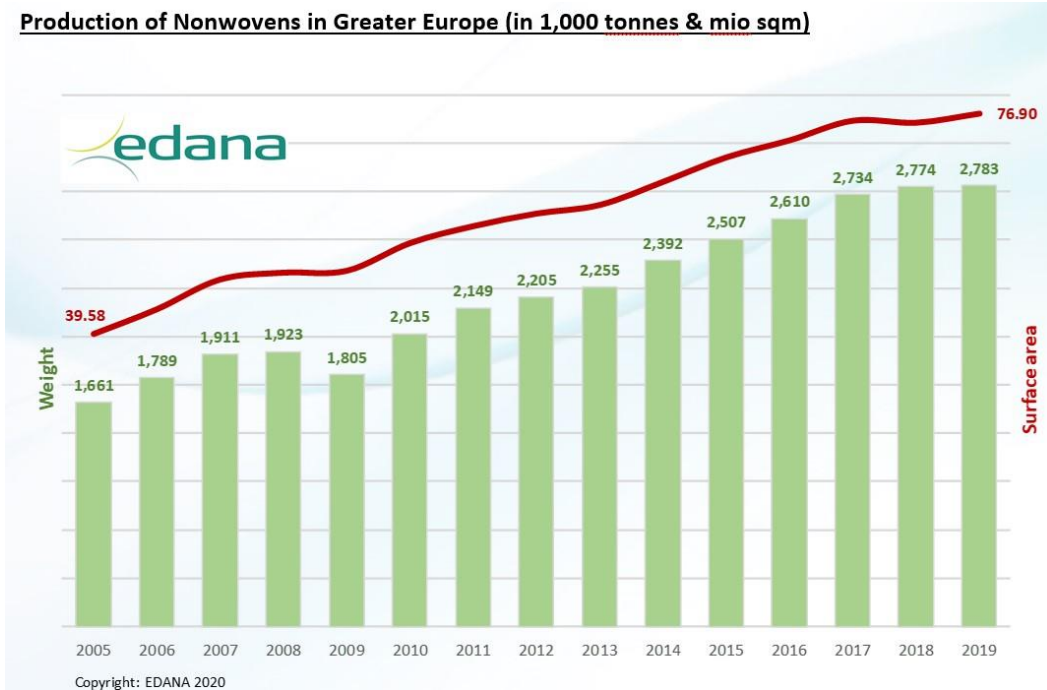


NONWOVEN STATISTICS 2020 (data 2019)

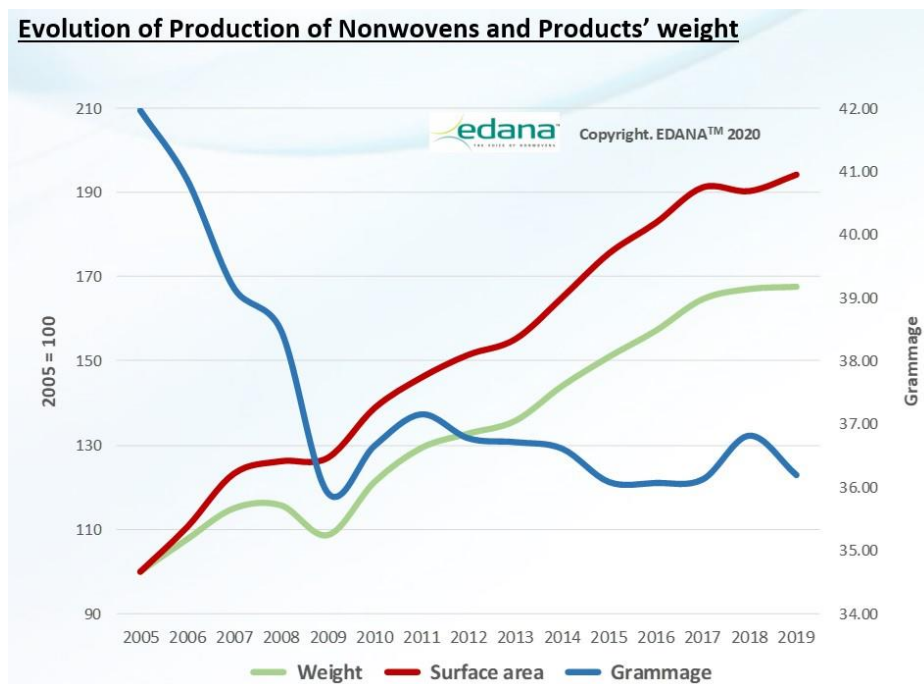
Production Figures

- In 2019, growth of nonwovens production in Greater Europe was flat in volume (+0.3%) to reach 2,782,917 tonnes
- This compares with growth rates in the two previous years of 4.8% in 2017 and 1.5% in 2018, on a comparable basis
- The total estimated turnover for the European nonwovens in 2019 was around €9,178 million (+0.6%)

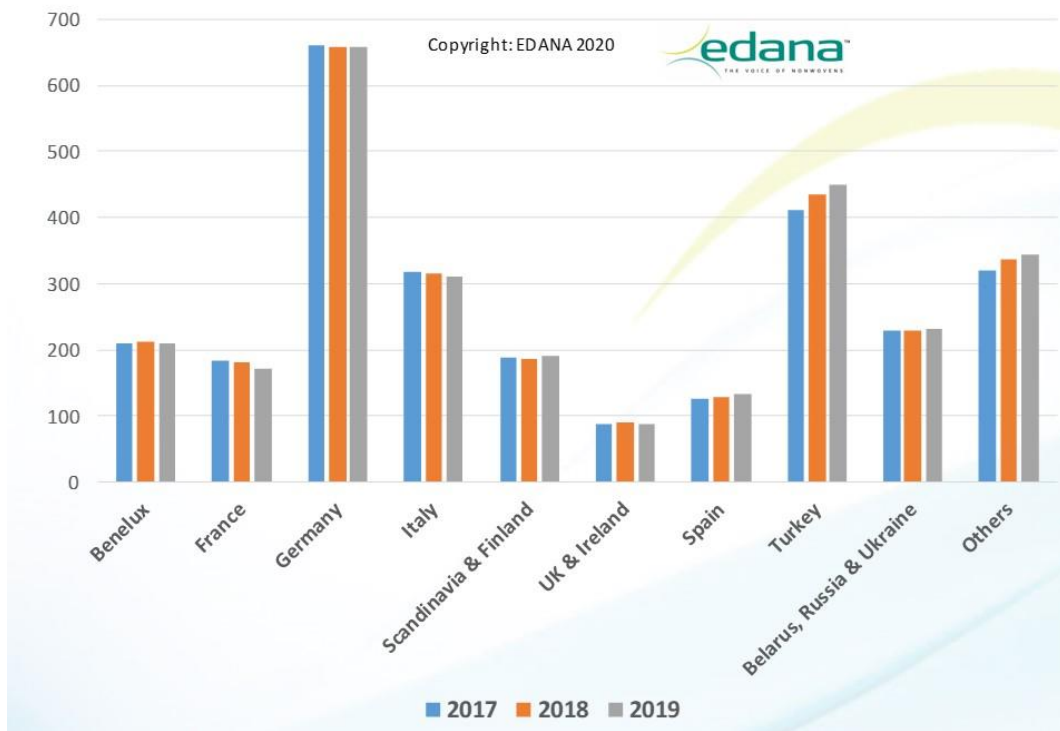
Production of Nonwovens in Greater Europe (in 1,000 tonnes & mio sqm)



Evolution of Production of Nonwovens and Products' weight



European Nonwovens Production by Countries in tonnage

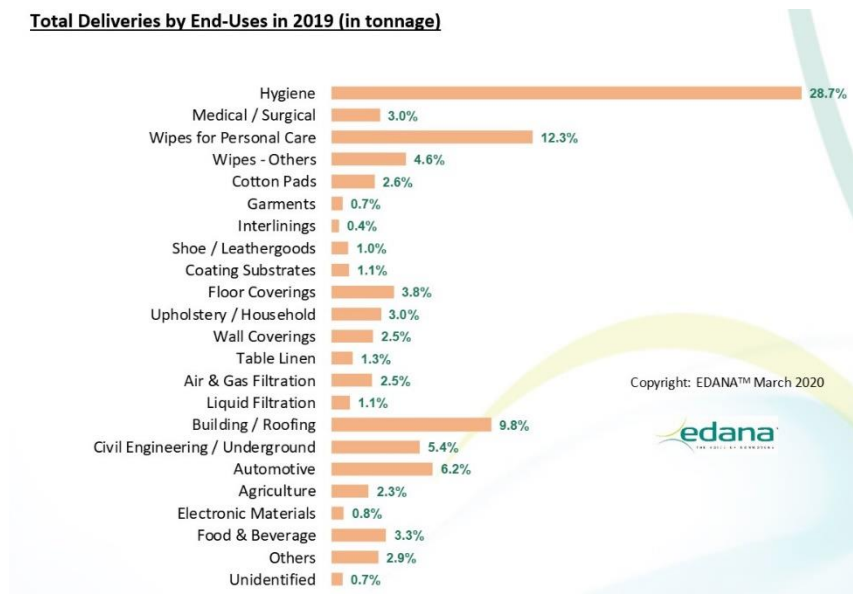


Markets

In 2019, the main market segments in terms of volume for nonwovens roll goods, were

- Hygiene (28.7%)
- Wipes for personal care (12.3%)
- Construction (9.8%)
- Automotive (6.2%)
- Civil engineering (5.4%)
- Filtration (3.6%)
- Food & beverage (3.3%)

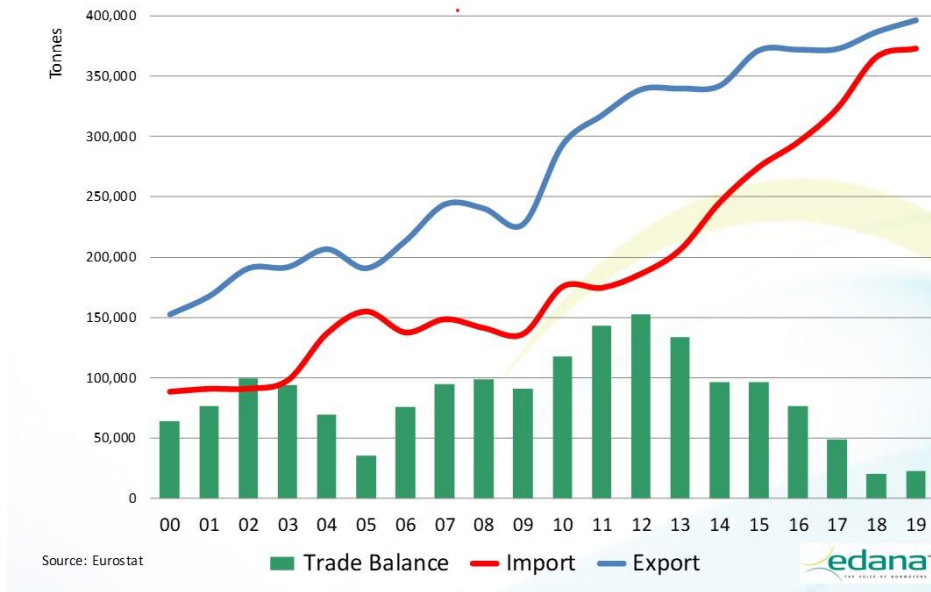
Total Deliveries by End-Uses in 2019 (in tonnage)



Trade

- In volumes, total nonwoven exports from EU28 countries to the rest of the world increased by 2.5% in 2019, amounting to 390,024 tonnes (as compared to 386,390 tonnes in 2018) for a value of € 1,933 million (a +4.6% increase in value).

EU28 Total Nonwoven Trade Flows with the Non-EU Countries (in volumes)



Employment

- Our estimate based on answers from many member companies indicates that the total figure of people employed for nonwoven production in Europe increased in 2017 by around 2.0% and is estimated now at nearly 27,000 people.

The full report and detailed data are available for member's only as part of their membership benefits. For further information, please contact Jacques Prigneaux, Market Analysis and Economic Affairs Director (jacques.prigneaux@edana.org)